


TECHNOLOGY FEATURE

- | | |
|--|---|
| <input type="checkbox"/> AC Input Voltage Range | 100 ~ 240 VAC. |
| <input type="checkbox"/> Frequency | 50Hz/60Hz |
| <input type="checkbox"/> Light Source | diameter 10mm Led |
| <input type="checkbox"/> Led Beam Angel | 15° |
| <input type="checkbox"/> Led Quantity | Red 162 Green 162 Blue 162(Total 486 pcs) |
| <input type="checkbox"/> Power Consumption | 105W |
| <input type="checkbox"/> IP | IP33 |
| <input type="checkbox"/> Environment Temperature | - 20° C ~ + 60° C |
| <input type="checkbox"/> Dimensions: | 666 * 160 * 167mm |
| <input type="checkbox"/> NW: | 6.4Kg |
| <input type="checkbox"/> GW: | 7.2Kg |

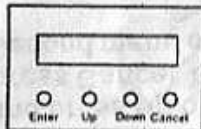


Function

- Adopt advanced FPGA technology, the light can be controlled by DMX512 and LED SCREEN system.
- Refresh frequency reaches 800Hz, Dimmer Level is 256.
- The light has 6 banks, and can be selected as 1 or 2 or 3 or 6 banks which are controlled independently.
- The light has 6 operating models: auto running, edit program model, sound model, master/slave, dmx512 (Especially including PIX model) and LED SCREEN model.
- 3 kinds of DMX512 model: normal model, multi DMX mode and PIX model.
- 10 autorun, 10 edit programs, and 5 sound models. Each of edit programs have 20 scenes that can be set with different parameters, such as red, green, blue, strobe, running time, fade time.
- 4 buttons, LCD display and operated with menu.
- The buttons can be locked by secret code.
- The parameters can be resetted, and be copied to the other lights in master/slave model.
- Has input and output of power and signal, it is easy to connect the light by one by one.
- Color can be adjusted by RGB or HSB or COLOR MACRO.

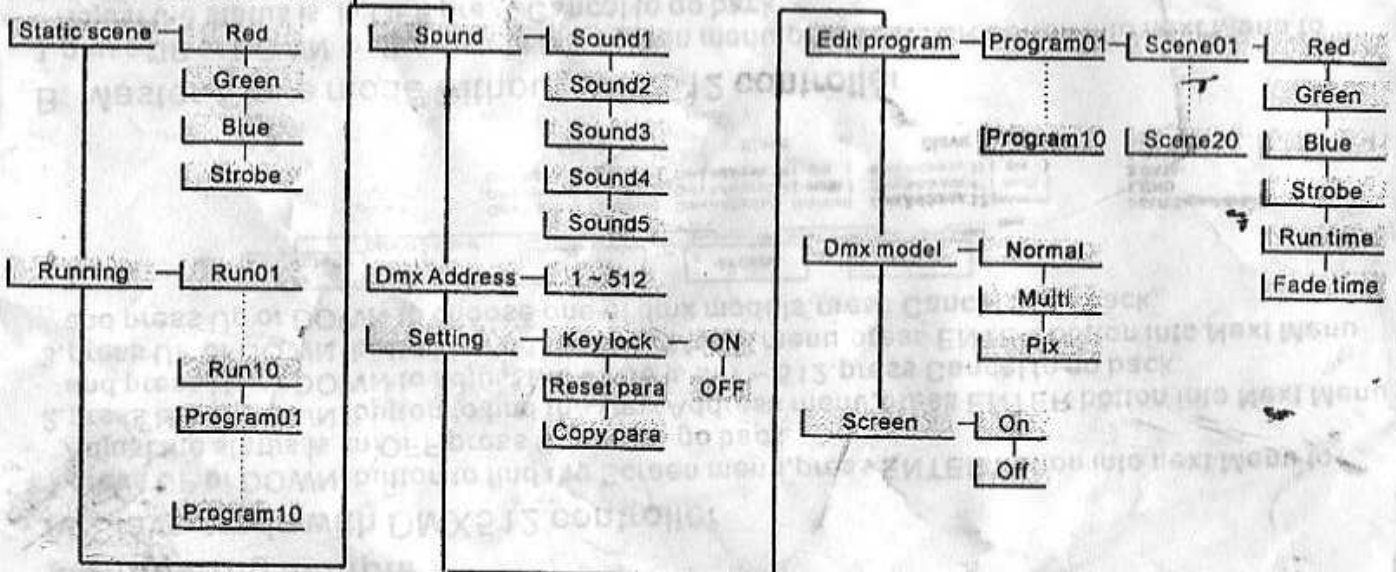
MENU

A: button function



- Enter: going into the next menu.
- Up: rolling the menu or increasing value of parameter.
- Down: rolling the menu or decreasing value of parameter.
- Cancel: going back the previous menu or saving the value of parameter.

B: control menu map



Connecting sample

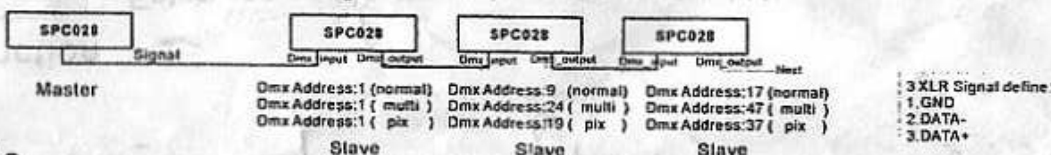
A: Slave mode with DMX512 controller

1. press UP or DOWN button to find the Screen menu, press ENTER button into next Menu to Adjust the status is in OFF, press Cancel to go back.
2. press UP or DOWN button to find the Dmx Address menu, press ENTER button into Next Menu and press Up or DOWN to adjust the value is in 1 ~ 512, press Cancel to go back.
3. press UP or DOWN button to find the Dmx Model menu, press ENTER button into Next Menu and press Up or DOWN to choose one of dmx models, press Cancel to go back.



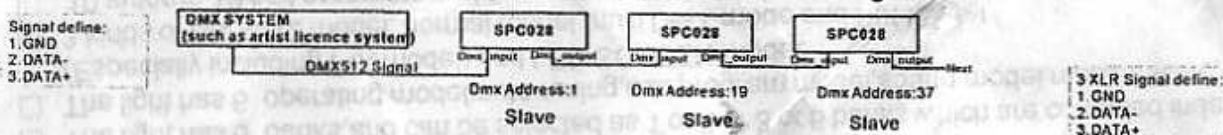
B: Master/Slave mode without DMX512 controller

1. press UP or DOWN button to find the Screen menu, press ENTER button into next Menu to Adjust the status is in OFF, press Cancel to go back.
2. press UP or DOWN button to find the Dmx Address menu, press ENTER button into Next Menu and press Up or DOWN to adjust the value is in 1 ~ 512, press Cancel to go back.
3. press UP or DOWN button to find the Dmx Model menu, press ENTER button into Next Menu and press Up or DOWN to choose one of dmx models, press Cancel to go back.
4. press Cancel button to go back main menu, the Light becomes Slave, otherwise if it is in the Second menu of static scene, running or sound, it will become Master.



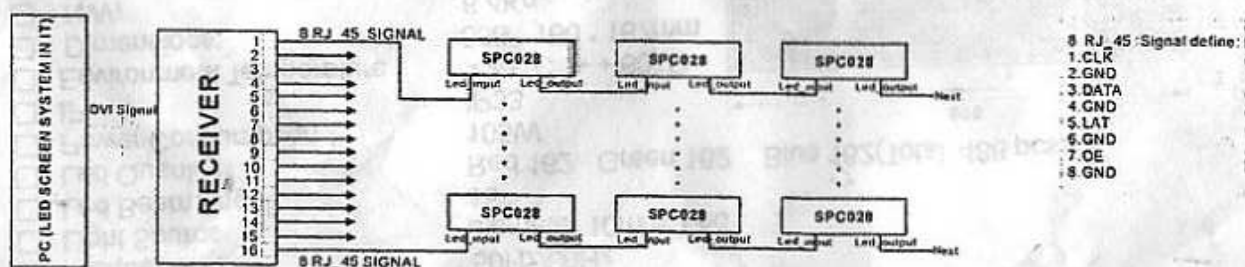
C: PIX mode

1. press UP or DOWN button to find the Screen menu, press ENTER button into next Menu to Adjust the status is in OFF, press Cancel to go back.
2. press UP or DOWN button to find the Dmx Address menu, press ENTER button into Next Menu and press Up or DOWN to adjust the value is in 1 ~ 512, press Cancel to go back.
3. press UP or DOWN button to find the Dmx Model menu, press ENTER button into Next Menu and press Up or DOWN to choose PIX model, press Cancel to go back.



D: LED SCREEN SYSTEM

1. press UP or DOWN button to find the Screen menu, press ENTER button into next Menu to Adjust the status is in ON, press Cancel to go back.



Dmx function list

A: normal model

CHANNEL	VALUE	FUNCTION
Ch1	0 ~ 120	RGB model (ch2, ch4, ch5, ch6, ch7, ch8 is valid)
	121 ~ 150	HSB model (ch2, ch4, ch5, ch6, ch7 is valid)
	151 ~ 180	COLOR MACRO model (ch2, ch4, ch5, ch8 is valid)
	181 ~ 250	AUTO RUNNING (ch5, ch6, ch7 is valid)
	251 ~ 255	LED SCREEN
Ch2	0 ~ 255	Select Banks
Ch3	0 ~ 9	INVALID
	10 ~ 19	Run01
	20 ~ 29	Run02
	30 ~ 39	Run03
	40 ~ 49	Run04
	50 ~ 59	Run05
	60 ~ 69	Run06
	70 ~ 79	Run07
	80 ~ 89	Run08
	90 ~ 99	Run09
	100 ~ 109	Run10
	110 ~ 119	Program01
	120 ~ 129	Program02
	130 ~ 139	Program03
	140 ~ 149	Program04
	150 ~ 159	Program05
	160 ~ 169	Program06
	170 ~ 179	Program07
	180 ~ 189	Program08
	190 ~ 199	Program09
	200 ~ 209	Program10
	210 ~ 219	Sound01
	220 ~ 229	Sound02
	230 ~ 239	Sound03
	240 ~ 249	Sound04
250 ~ 255	Sound05	
Ch4	239 ~ 255	Strobe
Ch5	239 ~ 255	Dimmer/ Bright/Speed
Ch6	239 ~ 255	Red/Hue/Run time
Ch7	239 ~ 255	Green/Saturation/Fade time
Ch8	239 ~ 255	Blue/Color macro

C: PIX model

CHANNEL	VALUE	FUNC	CHANNEL	VALUE	FUNC
Ch1	0 ~ 255	Red1	Ch10	0 ~ 255	Red4
Ch2	0 ~ 255	Green1	Ch11	0 ~ 255	Green4
Ch3	0 ~ 255	Blue1	Ch12	0 ~ 255	Blue4
Ch4	0 ~ 255	Red2	Ch13	0 ~ 255	Red5
Ch5	0 ~ 255	Green2	Ch14	0 ~ 255	Green5
Ch6	0 ~ 255	Blue2	Ch15	0 ~ 255	Blue5
Ch7	0 ~ 255	Red3	Ch16	0 ~ 255	Red6
Ch8	0 ~ 255	Green3	Ch17	0 ~ 255	Green6
Ch9	0 ~ 255	Blue3	Ch18	0 ~ 255	Blue6

B: multi model

CHANNEL	VALUE	FUNCTION	
Ch1	0 ~ 30	1 Banks (ch2 is valid)	
	30 ~ 60	2 Banks (ch2 is invalid)	
	61 ~ 90	3 Banks (ch2 is invalid)	
	91 ~ 120	6 Banks (ch2 is invalid)	
	121 ~ 150	HSB model (CH4, ch5, ch6, ch7 is valid)	
	151 ~ 180	COLOR MACRO model (CH4, ch5, ch8 is valid)	
Ch2	181 ~ 250	AUTO RUNNING (ch5, ch6, ch7 is valid)	
	251 ~ 255	LED SCREEN	
	0 ~ 255	Select Bank	
	0 ~ 9	Invalid	
	10 ~ 19	Run01	
	20 ~ 29	Run02	
Ch3	30 ~ 39	Run03	
	40 ~ 49	Run04	
	50 ~ 59	Run05	
	60 ~ 60	Run06	
	70 ~ 79	Run07	
	80 ~ 89	Run08	
	90 ~ 99	Run09	
	100 ~ 109	Run10	
	110 ~ 119	Program01	
	120 ~ 129	Program02	
	130 ~ 139	Program03	
	140 ~ 149	Program04	
	150 ~ 159	Program05	
	160 ~ 169	Program06	
	170 ~ 179	Program07	
	180 ~ 189	Program08	
	190 ~ 199	Program09	
	200 ~ 209	Program10	
	210 ~ 219	Sound01	
	220 ~ 229	Sound02	
	230 ~ 239	Sound03	
	240 ~ 249	Sound04	
	250 ~ 259	Sound05	
	Ch4	0 ~ 255	Strobe
	Ch5	0 ~ 255	Dimmer/ Bright/Speed
Ch6	0 ~ 255	Red1/Hue/Run time	
Ch7	0 ~ 255	Green1/Saturation/Fade time	
Ch8	0 ~ 255	Blue1/Color macro	
Ch9	0 ~ 255	Red2	
Ch10	0 ~ 255	Green2	
Ch11	0 ~ 255	Blue2	
Ch12	0 ~ 255	Red3	
Ch13	0 ~ 255	Green3	
Ch14	0 ~ 255	Blue3	
Ch15	0 ~ 255	Red4	
Ch16	0 ~ 255	Green4	
Ch17	0 ~ 255	Blue4	
Ch18	0 ~ 255	Red5	
Ch19	0 ~ 255	Green5	
Ch20	0 ~ 255	Blue5	
Ch21	0 ~ 255	Red6	
Ch22	0 ~ 255	Green6	
Ch23	0 ~ 255	Blue6	